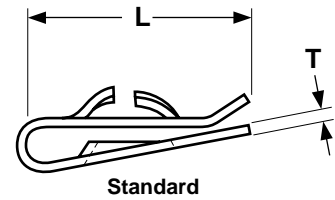
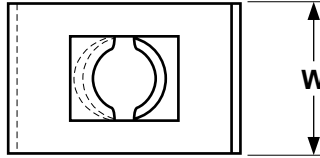
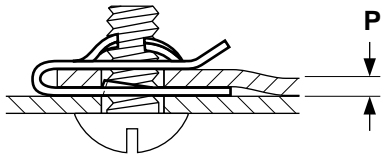


TINNERMAN® NUT ALTERNATIVES



STEEL SPRING NUTS "U" TYPE

SAE J891,
Tinnerman Palnut.*

Industry Part Number	Screw Size	P	L	W	T	PERFORMANCE DATA	
		Panel Range	Length	Width	Material Thickness	Recommended Installation Torque (lb.-in.)	Ultimate Tensile Strength (lb.)
						Max	Min
C8090-632-4	6-32	.025-.040	.48	.50	.017	6	156
C8091-632-4	6-32	.045-.062	.48	.50	.017	6	156
C8093-632-4	6-32	.045-.062	.65	.31	.017	6	156
C8094-632-4	6-32	.025-.040	.82	.31	.017	6	156
C8095-632-4	6-32	.045-.062	.82	.31	.017	6	156
C8096-6-4	6A or B	.025-.040	.48	.50	.025	12	425
C8097-6-4	6A or B	.045-.062	.47	.50	.025	12	425
C8100-6-4	6A or B	.025-.040	.81	.31	.025	12	425
C8101-6-4	6A or B	.045-.062	.82	.31	.025	12	425
C8102-832-4	8-32	.025-.040	.52	.50	.017	8	189
C8103-832-4	8-32	.045-.062	.52	.50	.017	8	189
C8105-832-4	8-32	.045-.062	.67	.41	.017	8	189
C8106-832-4	8-32	.025-.040	.86	.41	.017	8	189
C8107-832-4	8-32	.045-.062	.87	.41	.017	8	189
C8108-8-4	8A or B	.025-.040	.52	.50	.028	20	534
C8109-8-4	8A or B	.045-.062	.52	.50	.028	20	534
C8112-8-4	8A or B	.025-.040	.85	.41	.028	20	534
C8113-8-4	8A or B	.045-.062	.86	.41	.028	20	534
C8114-1024-4	10-24	.025-.040	.58	.63	.022	14	274
C8115-1024-4	10-24	.045-.062	.56	.63	.022	14	274
C8116-1024-4	10-24	.025-.040	.76	.38	.022	14	274
C8117-1024-4	10-24	.045-.062	.76	.38	.022	14	274
C8118-1024-4	10-24	.025-.040	.95	.38	.022	14	274
C8119-1024-4	10-24	.045-.062	.95	.38	.022	14	274
C8120-10-4	10A or B	.025-.040	.56	.63	.031	35	672
C8121-10-4	10A or B	.045-.062	.56	.63	.031	35	672
C8123-10-4	10A or B	.045-.062	.76	.50	.031	35	672
C8124-10-4	10A or B	.025-.040	.96	.50	.031	35	672
C8125-10-4	10A or B	.045-.062	.95	.50	.031	35	672
C1303-1420-4	1/4-20	.064-.125	.97	.50	.025	35	570
C7343-1420-4	1/4-20	.062-.125	.96	.50	.025	35	570

Description	A self-retaining spring steel fastener manufactured in the shape of a "U", enabling it to snap into place over the edge of a panel and hold its position.
Applications/ Advantages	Same advantages as a J-Type nut, but used where the lower leg of the spring nut requires full bearing.
Material	SAE 1050 or higher carbon steel.
Hardness	For material thickness 0.017-0.024 in., Rockwell 30N C40 minimum, C50 maximum. For material thickness 0.025-0.039 in., Rockwell 45N C40 minimum, C50 maximum.
Plating	See Appendix-A for information on the plating of steel spring nuts.

®Tinnerman is a registered trademark of the Eaton Corporation. Kanebridge's spring nuts are not manufactured by or connected with the producers of Tinnerman® nuts.