

# HITCH PIN CLIPS

785-392-3017 FAX 785.392.2845

REVISED 06-04  
www.huyett.com

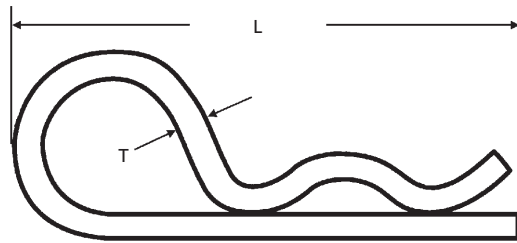
**MOST COMPLETE INVENTORY ANYWHERE!**




## BRIDGE PIN

### MANUFACTURER CROSS-REFERENCE

ITW/Bee-Leitzke	21	M.D. Hubbard	IHP
Pivot Point	HAIR	Western Wire	200 Series



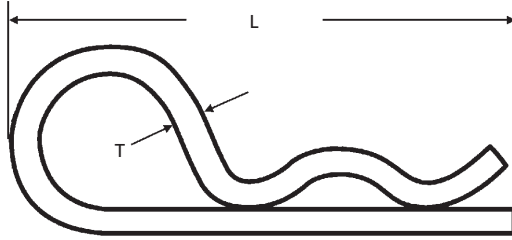
BP	Fig. #	Wire Diameter (T)	Length (L)	Use On This Shaft Size	WEIGHT Lbs. per 100 Pieces	MATERIAL	
		DIAMETER	LENGTH			Zinc Clear "BP-"	Stainless Steel "BPS-"
-141	1-1	.0260	11/32	3/64	0.01		
-131	1-6	.0260	15/32	5/64	0.01		
-121	1-7	.0260	31/64	3/32	0.02		
-165	1-8	.0280	31/64	3/32	0.02		
-231	1-14	.0280	3/5	1/8 through 5/32	0.03		
-2101	1-12	.0295	19/32	1/8	0.02		
-145	1-2	.0320	23/64	7/64	0.02		
-226	1-3	.0320	7/16	7/64 through 9/64	0.03		
-112	1-9	.0320	9/16	1/8	0.03		
-123	1-4	.0350	7/16	1/16	0.03		
-142	1-15	.0410	5/8	9/64	0.04		
-191	1-25	.0410	1	5/64	0.07		
-232	1-5	.0420	7/16	1/16 through 1/8	0.03		
-2102	1-22	.0420	15/16	3/16 through 1/4	0.10		
-223	1-26	.0420	1	3/16 through 1/4	0.09		
-111	1-11	.0470	37/64	3/32	0.06		
-144	1-10	.0470	37/64	3/32	0.06		
-221	1-13	.0470	19/32	1/8 through 3/16	0.06		
-224	1-41	.0470	1-9/16	1/4 through 3/8	0.18		
-119	1-16	.0510	3/4	7/64	0.09		
-148	1-17	.0510	3/4	7/64	0.11		
-236	1-18	.0540	3/4	3/16 through 1/4	0.10		
-178	1-19	.0540	49/64	3/32	0.10		
-237	1-20	.0540	7/8	1/4 through 3/8	0.13		
-120	1-21	.0540	29/32	9/64	0.14		
-0002	1-24	.0540	31/32	3/16 through 1/4	0.14		
-127	1-28	.0540	1-1/8	9/64	0.15		
-2103	1-29	.0585	1-1/8	1/4 through 5/16	0.20		
-222	1-38	.0620	1-5/16	1/4 through 1/2	0.25		
-114	1-40	.0620	1-35/64	7/32	0.28		
-218	1-42	.0620	1-9/16	3/8 through 1/2	0.30		
-179	1-23	.0720	15/16	5/32	0.24		
-225	1-27	.0720	1-3/32	5/16 through 3/8	0.26		
-118	1-30	.0720	1-1/8	7/64	0.28		
-155	1-31	.0720	1-1/8	9/64	0.26		
-0004	1-34	.0720	1-3/16	1/4 through 3/8	0.30		
-189	1-36	.0720	1-7/32	11/64	0.30		
-239	1-52	.0720	1-7/8	3/8 through 1/2	0.55		
-2104	1-39	.0725	1-7/16	5/16 through 3/8	0.37		
-213	1-35	.0800	1-3/16	1/4 through 3/8	0.38		
-186	1-43	.0800	1-9/16	7/32	0.52		
-217	1-44	.0800	1-9/16	3/8 through 1/2	0.50		
-164	1-53	.0800	1-7/8	1/4	0.60		
-147	1-32	.0910	1-1/8	9/64	0.42		
-132	1-45	.0910	1-9/16	3/16	0.58		
-0005	1-47	.0910	1-5/8	5/16 through 1/2	0.66		
-0006	1-56	.0910	2	3/8 through 1/2	0.88		
-156	1-61	.0910	2-1/4	5/16	0.99		
-2105	1-54	.0915	1-7/8	3/8 through 7/16	0.87		
-233	1-33	.0930	1-1/8	1/4 through 1/2	0.46		
-203	1-48	.0930	1-5/8	1/4 through 1/2	0.70		
-228	1-58	.0930	2	1/4 through 1/2	0.90		

 For your convenience, actual size bridge pin images are shown on pages 74 through 80. 

**MOST SIZES AVAILABLE IMMEDIATELY • \$2 LINE REQUESTED • CALL PLANT FOR QUANTITY DISCOUNTS**

**MOST COMPLETE INVENTORY ANYWHERE!**

BOX 232 • MINNEAPOLIS, KS • 67467



## BRIDGE PIN

### MANUFACTURER CROSS-REFERENCE

ITW/Bee-Leitzke	21	M.D. Hubbard	IHP
Pivot Point	HAIR	Western Wire	200 Series



BP	Fig. #	Wire Diameter (T)	Length (L)	Use On This Shaft Size	WEIGHT Lbs. per 100 Pieces	MATERIAL	
		DIAMETER	LENGTH			Zinc Clear "BP."	Stainless Steel "BPS."
-207	1-62	.0930	2-5/16	1/4 through 5/8	1.00		
-214	1-65	.0930	2-1/2	3/8 through 3/4	1.03		
-230	1-37	.1050	1-1/4	5/16 through 3/8	0.60		
-138	1-49	.1200	1-23/32	9/32	1.12		
-134	1-51	.1200	1-13/16	1/8	1.18		
-143	1-57	.1200	2	9/32	1.30		
-136	1-59	.1200	2-9/64	11/32	1.30		
-2106	1-63	.1200	2-3/8	1/2 through 5/8	1.87		
-0008	1-64	.1200	2-38	1/2 through 9/16	1.68		
-135	1-73	.1200	2-25/32	5/16	1.81		
-140	1-82	.1200	3-1/4	13/32	2.26		
-215	1-46	.1250	1-9/16	1/2 through 3/4	1.20		
-216	1-55	.1250	1-15/16	1/2 through 3/4	1.48		
-227	1-66	.1250	2-1/2	5/8 through 7/8	1.90		
-211	1-67	.1250	2-9/16	7/16 through 3/4	1.95		
-157	1-70	.1250	2-3/4	13/32	2.01		
-238	1-77	.1250	2-7/8	3/4 through 1-1/8	2.20		
-202	1-81	.1250	3-1/8	3/4 through 1-1/8	2.38		
-139	1-83	.1250	3-1/4	13/32	2.34		
-2107	1-69	.1480	2-11/16	5/8 through 3/4	3.13		
-0010	1-71	.1480	2-3/4	5/8 through 7/8	3.04		
-124	1-74	.1480	2-13/16	3/8	3.00		
-129	1-75	.1480	2-13/16	27/64	3.00		
-173	1-76	.1480	2-13/16	9/16	3.00		
-210	1-78	.1480	2-15/16	5/8 through 1	3.20		
-201*	1-79	.1480	3	1/2x5/8 through 5/8x1	3.15		
-209	1-86	.1480	3-5/16	3/4 through 1-1/8	3.60		
-113	1-50	.1560	1-13/16	13/64	1.94		
-205	1-60	.1620	2-3/16	7/8 through 1-1/16	3.10		
-204*	1-80	.1620	3	1/2x3/4 through 5/8x1	3.78		
-212*	1-87	.1620	3-7/16	1/2 x1 through 7/8 x1	4.48		
-137	1-68	.1770	2-39/64	5/16	3.92		
-154	1-72	.1770	2-49/64	17/32	4.15		
-206	1-84	.1770	3-1/4	5/8 through 1	5.15		
-229	1-88	.1770	3-1/2	3/4 through 1-1/16	5.63		
-0012	1-89	.1770	3-1/2	7/8 through 1	5.58		
-208	1-90	.1770	3-3/4	7/8 through 1-1/4	5.90		
-126	1-93	.1770	3-13/16	7/16	6.51		
-130	1-92	.1770	3-13/16	17/32	6.51		
-2108	1-91	.1780	3-3/4	7/8 through 1	5.87		
-146	1-95	.1870	4-1/16	23/32	8.52		
-219	1-94	.2430	4	3/4 through 1	11.50		
-2109	1-97	.2430	5	1-1/8 through 1-1/2	15.00		
-235	1-98	.2430	5-1/8	1-1/4 through 1-1/2	16.50		
-117	1-85	.2500	3-1/4	1/2	9.10		
-220	1-96	.3100	4-1/16	7/8 through 1	17.50		

\*Rectangular Shaft



For your convenience, actual size bridge pin images are shown on pages 74 through 80.



ADDITIONAL  
TECHNICAL DATA  
ON PAGE 70.

### ASSORTMENTS BEGIN



Page 286

BPM



METRIC  
Page 195

**MOST SIZES AVAILABLE IMMEDIATELY • \$2 LINE REQUESTED • CALL PLANT FOR QUANTITY DISCOUNTS**

All manufacturer names and numbers are for identification purposes only. In no way are we implying that our parts were made by the manufacturers listed above. Prices, materials, tolerances, and grades subject to change without notice.

# HITCH PIN CLIPS

785-392-3017 FAX 785.392.2845

REVISED 06-04  
www.huyett.com

T	L
WIRE DIAMETER	LENGTH

IMAGES ARE APPROXIMATE ACTUAL SIZE.












FIGURE 1-1	FIGURE 1-2	FIGURE 1-3	FIGURE 1-4	FIGURE 1-5	FIGURE 1-6	FIGURE 1-7	FIGURE 1-8	FIGURE 1-9	FIGURE 1-10	FIGURE 1-11
										
BP-141	BP-145	BP-226	BP-123	BP-232	BP-131	BP-121	BP-165	BP-112	BP-144	BP-111
T L	T L	T L	T L	T L	T L	T L	T L	T L	T L	T L
0.0260 11/32	0.0320 23/64	0.0320 7/16	0.0350 7/16	0.0420 7/16	0.0260 15/32	0.0260 31/64	0.0280 31/64	0.0320 9/16	0.0470 37/64	0.0470 37/64












FIGURE 1-12	FIGURE 1-13	FIGURE 1-14	FIGURE 1-15	FIGURE 1-16	FIGURE 1-17	FIGURE 1-18	FIGURE 1-19	FIGURE 1-20	FIGURE 1-21	FIGURE 1-22
										
BP-2101	BP-221	BP-231	BP-142	BP-119	BP-148	BP-236	BP-178	BP-237	BP-120	BP-2102
T L	T L	T L	T L	T L	T L	T L	T L	T L	T L	T L
0.0295 19/32	0.0470 19/32	0.0280 3/5	0.0410 5/8	0.0510 3/4	0.0510 3/4	0.0540 3/4	0.0540 49/64	0.0540 7/8	0.0540 29/32	0.0420 15/16


















FIGURE 1-23	FIGURE 1-24	FIGURE 1-25	FIGURE 1-26	FIGURE 1-27	FIGURE 1-28	FIGURE 1-29	FIGURE 1-30	FIGURE 1-31	FIGURE 1-32
									
BP-179	BP-0002	BP-191	BP-223	BP-225	BP-127	BP-2103	BP-118	BP-155	BP-147
T L	T L	T L	T L	T L	T L	T L	T L	T L	T L
0.0720 15/16	0.0540 31/32	0.0410 1	0.0420 1	0.0720 1-3/32	0.0540 1-1/8	0.0585 1-1/8	0.0720 1-1/8	0.0720 1-1/8	0.0910 1-1/8

FIGURE 1-33	FIGURE 1-34	FIGURE 1-35	FIGURE 1-36	FIGURE 1-37	FIGURE 1-38	FIGURE 1-39
						
BP-233	BP-0004	BP-213	BP-189	BP-230	BP-222	BP-2104
T L	T L	T L	T L	T L	T L	T L
0.0930 1-1/8	0.0720 1-3/16	0.0800 1-3/16	0.0720 1-7/32	0.1050 1-1/4	0.0620 1-5/16	0.0725 1-7/16

**MOST SIZES AVAILABLE IMMEDIATELY • \$2 LINE REQUESTED • CALL PLANT FOR QUANTITY DISCOUNTS**

T	L
WIRE DIAMETER	LENGTH

BOX 232 • MINNEAPOLIS, KS • 67467



IMAGES ARE APPROXIMATE ACTUAL SIZE.

FIGURE 1-40		FIGURE 1-41		FIGURE 1-42		FIGURE 1-43		FIGURE 1-44		FIGURE 1-45		FIGURE 1-46	
BP-114		BP-224		BP-218		BP-186		BP-217		BP-132		BP-215	
T	L	T	L	T	L	T	L	T	L	T	L	T	L
0.0620	1-35/64	0.0470	1-9/16	0.0620	1-9/16	0.800	1-9/16	0.0800	1-9/16	0.0910	1-9/16	0.1250	1-9/16

FIGURE 1-47		FIGURE 1-48		FIGURE 1-49		FIGURE 1-50		FIGURE 1-51		FIGURE 1-52	
BP-0005		BP-203		BP-138		BP-113		BP-134		BP-239	
T	L	T	L	T	L	T	L	T	L	T	L
0.0910	1-5/8	0.0930	1-5/8	0.1200	1-23/32	0.1560	1-13/16	0.1200	1-13/16	0.0720	1-7/8

FIGURE 1-53		FIGURE 1-54		FIGURE 1-55		FIGURE 1-56		FIGURE 1-57		FIGURE 1-58	
BP-164		BP-2105		BP-216		BP-0006		BP-143		BP-228	
T	L	T	L	T	L	T	L	T	L	T	L
0.0800	1-7/8	0.0915	1-7/8	0.1250	1-15/16	0.0910	2	0.1200	2	0.0930	2

**MOST SIZES AVAILABLE IMMEDIATELY • \$2 LINE REQUESTED • CALL PLANT FOR QUANTITY DISCOUNTS**

All manufacturer names and numbers are for identification purposes only. In no way are we implying that our parts were made by the manufacturers listed above.  
Prices, materials, tolerances, and grades subject to change without notice.

# HITCH PIN CLIPS

785-392-3017 FAX 785.392.2845

REVISED 06-04  
www.huyett.com

T	L
WIRE DIAMETER	LENGTH

IMAGES ARE APPROXIMATE ACTUAL SIZE.













FIGURE 1-59	FIGURE 1-60	FIGURE 1-61	FIGURE 1-62	FIGURE 1-63	FIGURE 1-64
					
<b>BP-136</b>	<b>BP-205</b>	<b>BP-156</b>	<b>BP-207</b>	<b>BP-2106</b>	<b>BP-0008</b>
T 0.1200	T 0.1620	T 0.0910	T 0.0930	T 0.1200	T 0.1200
L 2-9/64	L 2-3/16	L 2-1/4	L 2-5/16	L 2-3/8	L 2-3/8

FIGURE 1-65	FIGURE 1-66	FIGURE 1-67	FIGURE 1-68	FIGURE 1-69	FIGURE 1-70
					
<b>BP-214</b>	<b>BP-227</b>	<b>BP-211</b>	<b>BP-137</b>	<b>BP-2107</b>	<b>BP-157</b>
T 0.0930	T 0.1250	T 0.1250	T 0.1770	T 0.1480	T 0.1250
L 2-1/2	L 2-1/2	L 2-9/16	L 2-39/64	L 2-11/16	L 2-3/4

**MOST SIZES AVAILABLE IMMEDIATELY • \$2 LINE REQUESTED • CALL PLANT FOR QUANTITY DISCOUNTS**

T	L
WIRE DIAMETER	LENGTH

BOX 232 • MINNEAPOLIS, KS • 67467



IMAGES ARE APPROXIMATE ACTUAL SIZE.

FIGURE 1-71		FIGURE 1-72		FIGURE 1-73		FIGURE 1-74		FIGURE 1-75	
<b>BP-0010</b>		<b>BP-154</b>		<b>BP-135</b>		<b>BP-124</b>		<b>BP-129</b>	
T	L	T	L	T	L	T	L	T	L
0.1480	2-3/4	0.1770	2-49/64	0.1200	2-25/32	0.1480	2-13/16	0.1480	2-13/16

FIGURE 1-76		FIGURE 1-77		FIGURE 1-78		FIGURE 1-79		FIGURE 1-80	
<b>BP-173</b>		<b>BP-238</b>		<b>BP-210</b>		<b>BP-201</b>		<b>BP-204</b>	
T	L	T	L	T	L	T	L	T	L
0.1480	2-13/16	0.1250	2-7/8	0.1480	2-15/16	0.1480	3	0.1620	3

**MOST SIZES AVAILABLE IMMEDIATELY • \$2 LINE REQUESTED • CALL PLANT FOR QUANTITY DISCOUNTS**

All manufacturer names and numbers are for identification purposes only. In no way are we implying that our parts were made by the manufacturers listed above.  
Prices, materials, tolerances, and grades subject to change without notice.

# HITCH PIN CLIPS

785-392-3017 FAX 785.392.2845

REVISED 06-04  
www.huyett.com

T	L
WIRE DIAMETER	LENGTH

IMAGES ARE APPROXIMATE ACTUAL SIZE.











FIGURE 1-81	FIGURE 1-82	FIGURE 1-83	FIGURE 1-84	FIGURE 1-85
				
<b>BP-202</b>	<b>BP-140</b>	<b>BP-139</b>	<b>BP-206</b>	<b>BP-117</b>
T 0.1250	T 0.1200	T 0.1250	T 0.1770	T 0.2500
L 3-1/8	L 3-1/4	L 3-1/4	L 3-1/4	L 3-1/4

FIGURE 1-86	FIGURE 1-87	FIGURE 1-88	FIGURE 1-89	FIGURE 1-90
				
<b>BP-209</b>	<b>BP-212</b>	<b>BP-229</b>	<b>BP-0012</b>	<b>BP-208</b>
T 0.1480	T 0.1620	T 0.1770	T 0.1770	T 0.1770
L 3-5/16	L 3-7/16	L 3-1/2	L 3-1/2	L 3-3/4

**MOST SIZES AVAILABLE IMMEDIATELY • \$2 LINE REQUESTED • CALL PLANT FOR QUANTITY DISCOUNTS**

T	L
WIRE DIAMETER	LENGTH

BOX 232 • MINNEAPOLIS, KS • 67467



IMAGES ARE APPROXIMATE ACTUAL SIZE.

FIGURE 1-91	FIGURE 1-92	FIGURE 1-93	FIGURE 1-94	FIGURE 1-95
<b>BP-2108</b>	<b>BP-130</b>	<b>BP-126</b>	<b>BP-219</b>	<b>BP-146</b>
T 0.1780	T 0.1770	T 0.1770	T 0.2430	T 0.1870
L 3-3/4	L 3-13/16	L 3-13/16	L 4	L 4-1/16

FIGURE 1-96
<b>BP-220</b>
T 0.3100
L 4-1/16

**MOST SIZES AVAILABLE IMMEDIATELY • \$2 LINE REQUESTED • CALL PLANT FOR QUANTITY DISCOUNTS**

*All manufacturer names and numbers are for identification purposes only. In no way are we implying that our parts were made by the manufacturers listed above. Prices, materials, tolerances, and grades subject to change without notice.*


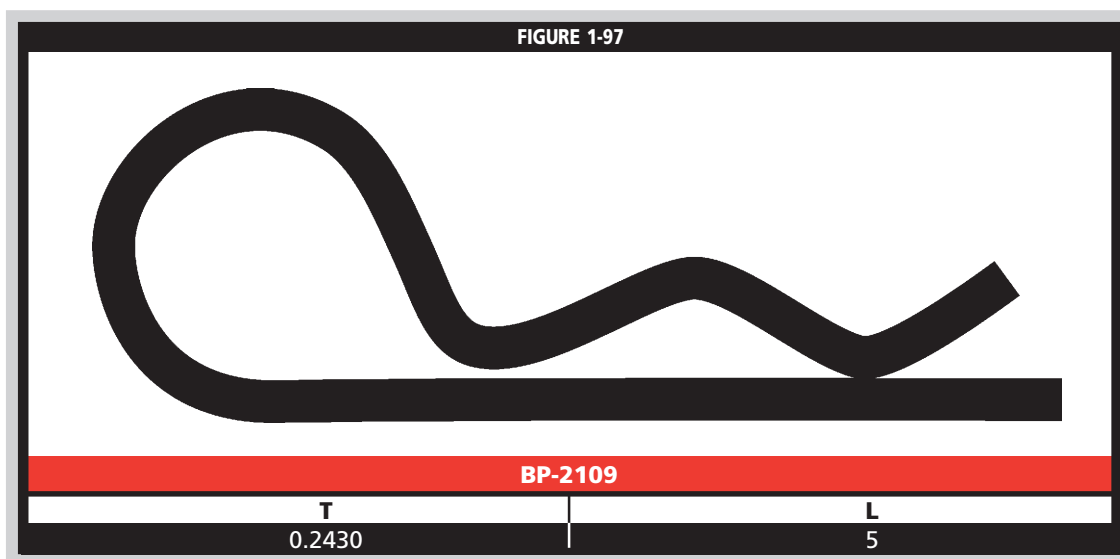
# HITCH PIN CLIPS

785-392-3017 FAX 785.392.2845

REVISED 06-04  
www.huyett.com

T	L
WIRE DIAMETER	LENGTH

IMAGES ARE APPROXIMATE ACTUAL SIZE.



	DESCRIPTION	GENERAL USE	HOW TO IDENTIFY	APPLICATION
<b>BP</b>	Bridge pins are simple and extremely versatile design wire forms used as locking devices. They are reusable and cost effective. Commonly used on clevis pins and shafts.	 COMMON	<ol style="list-style-type: none"> <li>1. Verify bridge pin shaped wire form.</li> <li>2. Measure wire diameter (T).</li> <li>3. Measure length (L).</li> <li>4. Find the part in the chart above.</li> </ol> <p><b>TYPICAL PART NUMBER SEQUENCE:</b> BP-217 (fig. 1-44) is a 0.0800" x 1-9/16" zinc bridge pin.</p>	 Used to secure clevis pins.
	<b>BRIDGE PIN</b>			

PERFORMANCE RESULTS VARY. YOUR PIN SELECTION SHOULD BE MADE BASED ON INDIVIDUAL APPLICATION.



**MOST SIZES AVAILABLE IMMEDIATELY • \$2 LINE REQUESTED • CALL PLANT FOR QUANTITY DISCOUNTS**